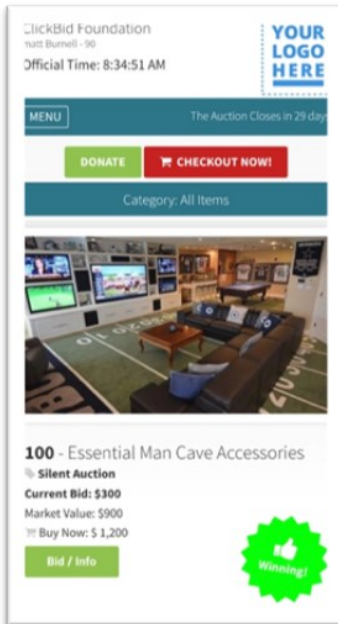


Mobile Bidding Best Practices



The St. Francis House is proud to use Mobile Bidding by ClickBid for its silent auction. Bidding is easier than ever. Once you have checked in you will receive a welcome text message with a link. Simply tap on the link to load your confirmation page.

Place bids in seconds.

Either swipe up and browse items or tap MENU to search or filter items. Once you find an item you wish to bid on, simply tap Bid/Info, More/Buy or Donate to bid, buy or donate. From there you simply choose an amount and we'll do the rest.

Bid Types

Once you have selected a bid, you have the option of which type you would like to place. A max bid will place the next available bid and continue to auto bid for you up to your max amount. A regular bid on the other hand places the bid you select without any auto bids in between. Max bid is great for "set it and forget it" style bidding where you don't want to keep checking on how your bids are going.

What if I am outbid?!

We keep track of your bids for you and once you have been outbid we'll immediately send a text message to your phone and show you an on-screen alert. You can easily jump back into your account and make sure you don't miss out.

Watch your bids like a pro with My Bids.


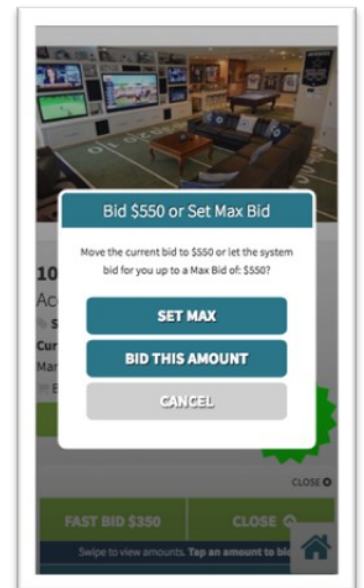
You won't miss a beat with your bidding history filters which show you items you are winning, watching and losing. We keep this page focused on the items you're interested in so you don't get distracted and lose an item. You can find your filters under the MENU button.

HELP!!

If you ever need help you can locate a bidding assistant to remove a bid, lookup items, or bid on your behalf. We've got your back!

Checkout Now!

Once the auction is over, winning guests will see a "Checkout Now" link on their phones. Pressing this link will allow them to complete their information and make a secure payment for their winning items.



Secure Checkout

After clicking on Checkout Now, you will see a list of items purchased. You can complete your payment information and make a one-time secure payment for your auction totals. This information is then sent to the organization and you are ready to pick up your items. If you have an email address on file, a receipt will be emailed to you. If you prefer a hard copy, stop by the check out table and one of our assistants can print a receipt.